

ADAPT DROP2.0

ADAPT Drop String Light- How it works

A simple 3 step order process for cord spacing, drop length with light engine and globe choice for endless design combinations to create a unique experience for personal or public space.

CONNECTION
IP65 Outdoor 2 pin twist connector for solid, reliable performance.

SHADE ADAPTER - optional
Tivoli's Patent Pending universal shade adapter allows you to mix and match any shade with our line of String Light.

LIGHT SHADE - optional
Multiple light shades to choose from to add form and function to your design.

DROP
Tivoli's New DROP system gives you standard 6 length options and a custom offering for additional lengths.

VHO LED
With 90 lumens each, Tivoli's VHO wedge based LED is 23 times brighter than our standard output offering. Built with Nichia SMD LEDs and a thermal plastic base for optimal heat dissipation.

ADAPT GLOBES & ADAPTER
11 globe options to finish your design and achieve a personal look.



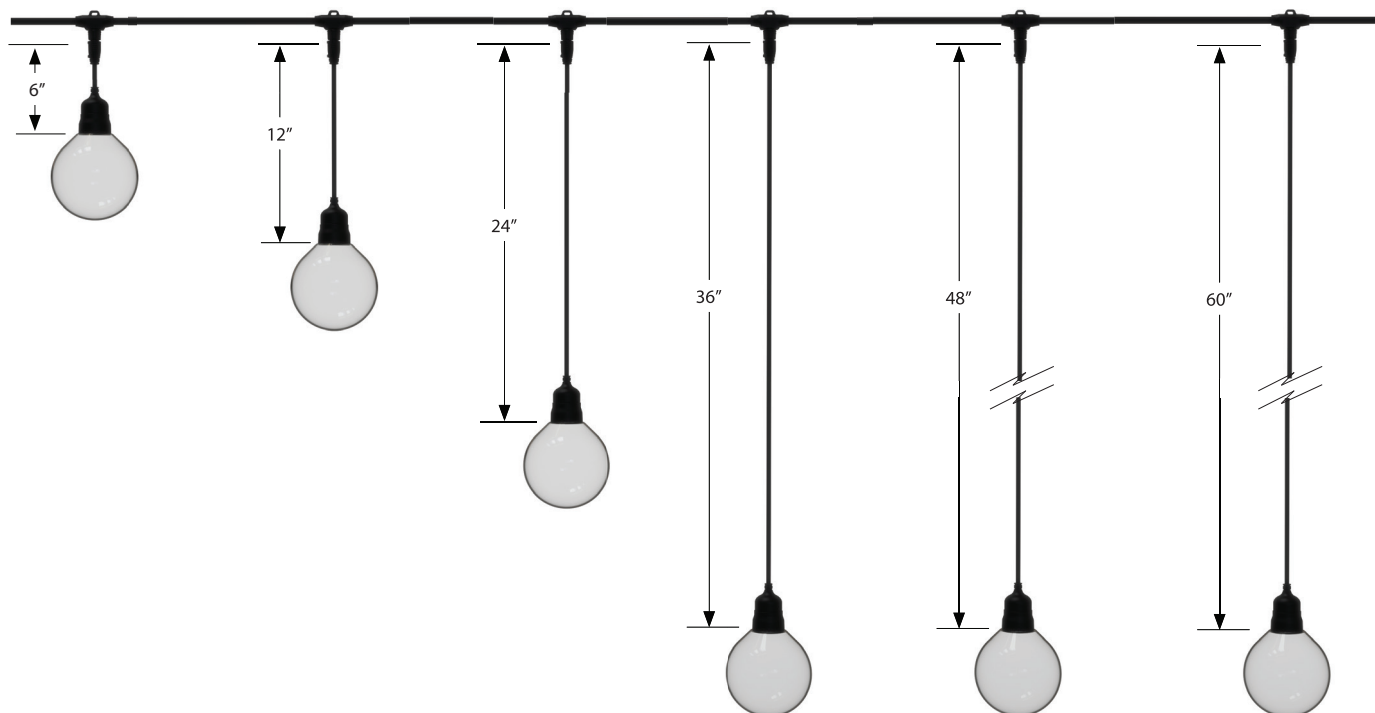


Project: _____ TYPE: _____

- The next evolution of ADAPT delivers a robust specification-grade strand with factory molded standard spacing for consistent quality from start to finish
- Litesphere ADAPT DROP 2.0 design provides optional suspended mounting or a twist-off cap for surface applications
- 12V DC Low voltage system for long runs
- Proprietary ADAPT screw base fitting
- Silicone-coated ADAPT glassware for assisting with shatter resistance
- IP65
- cULus
- 3 Year warranty

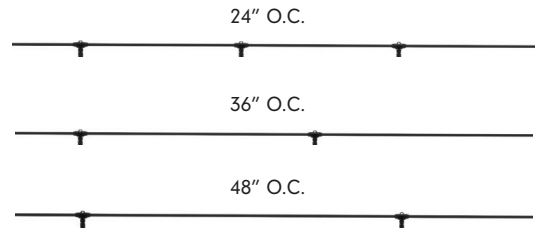


Dimensions



1 - Strand Order Guide

PRODUCT CODE	PROFILE	STRAND COLOR	SPACING
LSD2	STRND		
LSD2 = Litesphere DROP 2.0	STRND = Strand	BK = Black WH = White*	24 = 24" OC 36 = 36" OC 48 = 48" OC



*Contact Factory for MOQ and lead time

2 - Drop Order Guide

Note: All DROPS are pre-built with adapter and VHO LED chip, ready to install.

PRODUCT CODE	PROFILE	DROP COLOR	CCT COLOR	DROP LENGTH
LSAD2	DRP			
LSAD2 = Litesphere ADAPT DROP 2.0	DRP = Drop	BK = Black WH = White*	19 = 1900K 27 = 2700K 30 = 3000K 35 = 3500K 40 = 4000K 50 = 5000K AM = Amber RD = Red GN = Green YL = Yellow RB = Royal Blue TS = Turtle Safe	6 = 6" 12 = 12" 24 = 24" 36 = 36" 48 = 48" 60 = 60"



*Contact Factory for MOQ and lead time

3 - Globe Order Guide

PRODUCT CODE	PROFILE	SHADE
LSA2		
LSA2 = Litesphere ADAPT Globe	ANA = Ana ANG = Angela GIN = Gina GAB = Gabby KAT = Katie SUS = Susan* TON = Toni* LUC = Lucia* VIC = Victoria* LAU = Laura* BRE = Brenda*	Y = Yes N = No



LSA2-LUC-N
Example part number shown with **NO** shade option - Standard adapter applied at factory



LSA2-LUC-Y
Example part number shown with **YES** shade option - Shade adapter applied at factory

*Contact Factory for MOQ and lead time

Tivoli, LLC. reserves the right to modify this specification without prior notice.

ADAPT Globe

Note: Shatter resistance assist with silicone coating - Glass may still break under certain conditions



LSA-ANA-N
Ana



LSA-ANG-N
Angela



LSA-GIN-N
Gina



LSA-GAB-N
Gaby



LSA-KAT-N
Katie



LSA-SUS-N
Susan*



LSA-TON-N
Toni*



LSA-LUC-N
Lucia*



LSA-VIC-N
Victoria*



LSA-BRE-N
Brenda



LSA-LAU-N
Laura*

*Consult Factory for MOQ and Lead Time.

Power Lead Order Guide

LSL2-XEP-X-XX

X = B (Black), W* (White)

XX = 05 (5'), 10 (10'), 15 (15'), 20 (20'), 25 (25')

For custom length consult factory

Figure A - All Litesphere ADAPT 2.0 are evenly cut between globes according to specified spacing.

Figure B - Power leads are added to the end cut, extending the total length of the power lead.

Figure A

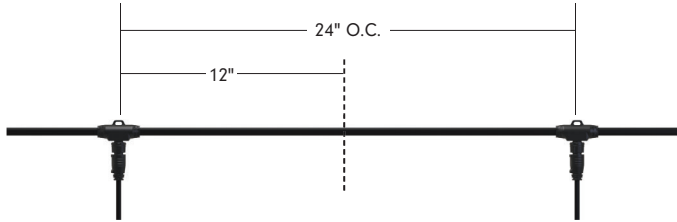
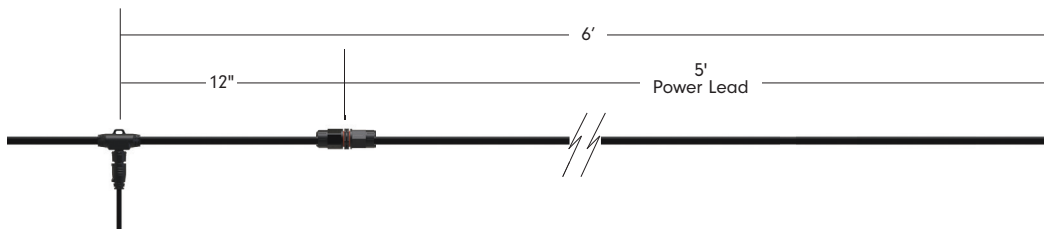


Figure B



*Contact Factory for MOQ and lead time

Jumper Order Guide (Optional)

LSL2-JUMPER-X-XX

X = B (Black), W* (White)

XX = 05 (5'), 10 (10')

For custom length, consult factory

Figure A - All Litesphere ADAPT 2.0 are evenly cut between globes according to specified spacing.

Figure B - Jumpers are added between the cuts, extending the total length of wire between globes.

Figure A

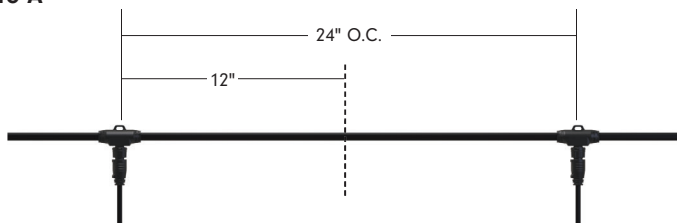
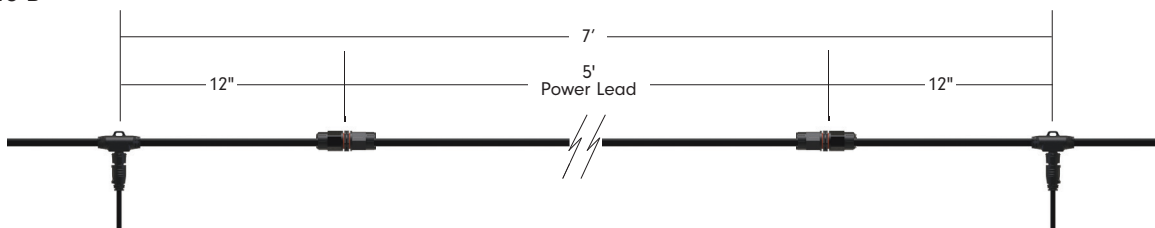


Figure B



*Contact Factory for MOQ and lead time

Tivoli, LLC. reserves the right to modify this specification without prior notice.

Specification

Output			
On-Center Spacing	24"	36"	48"
Lumens/ft	45	30	N/A
Watt/ft	.48	.32	.24
Maximum Run Length	50'	100'	120'
Weights (Strand and Cable)	0.12	0.1142	0.11

Drop Length & Weight						
Drop Length	6"	12"	24"	36"	48"	60"
Weights (Drop Only)	CF	0.21	0.29	0.37	CF	CF
Weights (Drop and G125 Globe)	CF	0.48	0.56	0.64	CF	CF
Weights (Drop and ST19 Globe)	CF	0.38	0.46	0.54	CF	CF

Electrical	
Input Voltage	12V DC
Power Supply	Class 2
Power Consumption (W/LED)	0.96

Control	
Control System	0-10V, ELV, MLV, DMX 512 (Dim to 1% with an Infinity power supply and a 0-10V Lutron Diva dimmer)

Physical	
Socket Housing	PVC
American Wire Gauge	14 AWG
Globe	Glass (Shatter resistance assist with silicone coating - Glass may still break under certain conditions)
Mounting	Surface Mount, Suspended
Operating Temperature	-40°C to 65°C (-40°F to 149°F)

Certification and Testing	
Certification	cULus Listed
Lumen Maintenance (L70) Hours	60,000
Environment	Wet Location
IP Rating	IP65
Warranty	3 years

Mounting Example



Mounting Accessories



LS-CABLE-XXX

XXX = 60 (60'), 110 (110'), 500 (500')

Note: 1/8" Stainless Steel cable includes 2 cable locks for use with loads up to 200lbs



LS-LOCKX

X = 2 (2 locks), 4 (4 locks)

Cable lock for 1/8" cable
Note: Includes (1) cable release key. Lock holds loads up to 200lbs



LS-TT

Catenary Cable Tensioning Tool

Note: Up to 880lbs with minimal effort due to the 6:1 gear drive mechanism




LS-UVZP-BK-XX

XX = 50 (50PCS), 30 (30PCS)

UV resistant, heavy duty ties
Note: Maximum weight up to 100 lbs/tie

Light Shade Accessories

Hat




SHADE-HT-BK-XX-XX

XX = BK (black), CO* (copper)
XX = 8 (8.3"), 13** (12.6")

Black top, black/copper bottom
Weight: 0.46 lb (10), 1.2 lb (13)


Dish



SHADE-DS-BK-BK-10

10.2"
Black top, black bottom
Weight: 0.76 lb

Flower



SHADE-FL-BK-BK-XX

XX = 10 (9.8"), 13 (13.8")

Black top, black bottom
Weight: 0.63 lb (10), 1.48 lb (13)

*Only available for 13 (Hat) **Consult factory for lead time and MOQ

Replacement Parts



LSL-XX-V-12
XX = 19, 27, 30, 35, 40, 50,
AM, RD, RB, GR, YL, TS
12V VHO Wedge Base LED
Sold each



LSL2-EC-X
X = B (black), W (white)
Litesphere 2.0 End-Cap
Sold each
LSL2-EC-X-PX20
Litesphere 2.0 End-Cap
20 pcs
Weight: 0.0375 lb

*Contact Factory for MOQ and lead time

In-Wall Controls



TVOQ-1-WH
White
16 DMX channel, 16 scene,
4 zone, glass touch screen



TVOQ-10-XX-7
XX = BK (Black), WH (White)
1024 DMX channel, 500 scene,
10 zone, glass touch screen



TVOQ-2-BK
Black
512 DMX channel, 99 scene,



Power Supplies

INFINITY - MLV / ELV / 0-10V / PWM / TRIAC

Dim to 1% with a 0-10V Lutron Diva dimmer (by others)

DESCRIPTION	CAT NO	APPLICATION	PRIMARY VOLTAGE	SECONDARY VOLTAGE	CIRCUIT BREAKERS	MAX LOAD	MIN LOAD	CIRCUIT CAPACITY
Infinity Series Class 2 Transformer	INF-J-30-1-2.5-12	Indoor / Outdoor	100 - 277V AC	12V DC	1	30W	3W	2.5A
	INF-J-60-1-5-12				1	60W	6W	5A
	INF-J-180-3-5-12				3	3x60W	3x6W	3x5A
	INF-J-300-5-5-12				5	5x60W	5x6W	5x5A

ADNM - NON DIMMING

DESCRIPTION	CAT NO	APPLICATION	PRIMARY VOLTAGE	SECONDARY VOLTAGE	CIRCUIT BREAKERS	MAX LOAD	CIRCUIT CAPACITY
ADNM Series Class 2 Transformer	ADNM-60-1-5-12-D	Indoor / Outdoor	100-277V AC 50/60 HZ	12V DC	1	60W	5A
	ADNM-80-1-5-12-D				1	60W	5A
	ADNM-150-2-5-12-D				2	2x60W	2x5A
	ADNM-240-3-5-12-D				3	3x60W	3x5A
	ADNM-320-4-5-12-D				4	4x60W	4x5A

ADNM - 0-10V DIMMING

DESCRIPTION	CAT NO	APPLICATION	PRIMARY VOLTAGE	SECONDARY VOLTAGE	CIRCUIT BREAKERS	MAX LOAD	CIRCUIT CAPACITY
ADNM Series Class 2 Transformer	ADNM-60-1-5-12-DOT	Indoor / Outdoor	100-277V AC 50/60 HZ	12V DC	1	60W	5A
	ADNM-80-1-5-12-DOT				1	60W	5A
	ADNM-150-2-5-12-DOT				2	2x60W	2x5A
	ADNM-240-3-5-12-DOT				3	3x60W	3x5A
	ADNM-320-4-5-12-DOT				4	4x60W	4x5A

ADNM - DMX SINGLE ADDRESS

DESCRIPTION	CAT NO	APPLICATION	PRIMARY VOLTAGE	SECONDARY VOLTAGE	CIRCUIT BREAKERS	MAX LOAD	CIRCUIT CAPACITY
ADNM Series Class 2 Transformer	ADNM-60-1-5-12-DIN	Indoor / Outdoor	100-277V AC 50/60 HZ	12V DC	1	60W	5A
	ADNM-80-1-5-12-DIN				1	60W	5A
	ADNM-150-2-5-12-DIN				2	2x60W	2x5A
	ADNM-240-3-5-12-DIN				3	3x60W	3x5A
	ADNM-320-4-5-12-DIN				4	4x60W	4x5A

ADNM - DMX MULTI ADDRESS

DESCRIPTION	CAT NO	APPLICATION	PRIMARY VOLTAGE	SECONDARY VOLTAGE	CIRCUIT BREAKERS	MAX LOAD	CIRCUIT CAPACITY
ADNM Series Class 2 Transformer	ADNM-150-2-5-12-DIN-2	Indoor / Damp	100-277V AC 50/60 Hz	12V DC	2	2x60W	5A
	ADNM-240-3-5-12-din-3				3	3x60W	3x5A